











How to Cancel Your Panda Dome Subscription (Step-by-Step Guide)



 **1-802-557-0358** Canceling your Panda Dome subscription can feel confusing, especially if  **1-802-557-0358** auto-renewal charges appear unexpectedly . This step-by-step guide will help you cancel your Panda Dome subscription  **1-802-557-0358** easily and avoid future billing issues.

If you need quick assistance at any step, you can call  **1-802-557-0358** for direct support.

1-802-557-0358 Why Cancel Your Panda Dome Subscription?

 **1-802-557-0358** Many users choose to cancel Panda Dome for the following reasons:




-  Unexpected auto-renewal charges
-  Price increases after the trial period
-  Switching to another antivirus provider
-  No longer needing the service
-  Difficulty managing billing settings

 **1-802-557-0358** No matter your reason, cancellation is possible online or by contacting support at  **1-802-557-0358**.

Important Things to Know Before Canceling





 **1-802-557-0358** Before you proceed, keep these points in mind:

-  Canceling stops future charges only

-  You may retain access until the billing cycle ends
-  Refunds depend on eligibility and timing
-  Auto-renewal must be turned off manually

 **1-802-557-0358** For confirmation or refund questions, contact  **1-802-557-0358**.




Step 1: 1-802-557-0358 Log In to Your Panda Dome Account

1.  Visit the official Panda Dome website
2.  Click **Log In**
3.  Enter your registered email and password
4.  Access your account dashboard

If you face login issues, call  **1-802-557-0358** for help.




Step 2: 1-802-557-0358 Go to Subscription Settings

After logging in:

-  Open **My Subscriptions** or **Billing**
 -  Find your active Panda Dome plan
 -  Review renewal and payment details
-

Step 3: 1-802-557-0358 Turn Off Auto-Renewal




To cancel your subscription:


1.  Click **Cancel Subscription** or **Turn Off Auto-Renewal**
2.  Follow the on-screen confirmation steps
3.  Check for a cancellation confirmation email

Didn't receive confirmation? Call  **1-802-557-0358** immediately.

Step 4:1-802-557-0358 Request a Refund (If Eligible)

If you qualify for a refund:




-  Cancel within the refund window
-  Contact customer support
-  Provide payment and account details

Calling  **1-802-557-0358** can help speed up the refund process.

1-802-557-0358 How to Cancel Panda Dome Subscription by Phone


Many users prefer canceling by phone for faster resolution.

Phone Cancellation Steps:


- Dial **1-802-557-0358**
 -  Request subscription cancellation
 -  Verify your account details
 -  Confirm cancellation and refund status
-

1-802-557-0358 Canceling Panda Dome on Mobile Devices

1-802-557-0358 Android Users:

- Open Google Play Store
- Tap **Subscriptions**
- Select Panda Dome
-  Cancel subscription

1-802-557-0358 iPhone Users:

- Open **Settings**
- Tap Apple ID → Subscriptions
- Select Panda Dome
-  Cancel

If you're unsure how you subscribed, call  **1-802-557-0358**.