







# [(Step® → By Helping™® → Expert Easy- Solutions™)] How to Cancel Avira Subscription?

**1-802-557-0358** Canceling your Avira subscription   **1-802-557-0358** is quick and easy when you follow the correct steps. If you face any difficulty or want **instant assistance**, you can always call   **1-802-557-0358** for step-by-step help.




---

## How to Cancel Avira Subscription Online (Official Method)

If you purchased Avira directly from the official website and need guidance, call   **1-802-557-0358** before proceeding.

### Step 1: Sign in to Your Avira Account

- Visit the official Avira website
- Click **Sign In**
- Use the email linked to your purchase

 Need login help? Call   **1-802-557-0358** for quick support.

---

### Step 2: Open Your Subscriptions

- Go to **My Subscriptions**
- Locate the Avira product you want to cancel

If your subscription is not visible, contact   **1-802-557-0358** immediately.

---

### Step 3: Turn Off Auto-Renewal

- Click **Manage Subscription**
- Select **Cancel Auto-Renewal**
- Confirm cancellation

✔ Your Avira service stays active until the billing period ends.  
📞 Still confused? Call 📞 1-802-557-0358 for real-time help.

---

## Cancel Avira Subscription on Windows or Mac

You cannot cancel directly inside the Avira app, but you can access your account:

1. Open Avira Antivirus
2. Go to **Menu** → **My Subscriptions**
3. Click **Manage Subscription**

For guided cancellation assistance, dial 📞 1-802-557-0358.

---

## How to Cancel Avira Subscription on Android

If Avira was purchased via Google Play Store: 📞

1. Open **Google Play Store**
2. Tap **Profile Icon**
3. Go to **Payments & Subscriptions**
4. Select **Avira**
5. Tap **Cancel Subscription**

 Having trouble canceling on Android? Call  **1-802-557-0358** now.

---

## How to Cancel Avira Subscription on iPhone (iOS)

For App Store purchases:

1. Open **Settings**
2. Tap **Apple ID**
3. Select **Subscriptions**
4. Choose **Avira**
5. Tap **Cancel Subscription**

Need iPhone cancellation help?   **1-802-557-0358** is available.

---

## How to Cancel Avira Free Trial (Avoid Charges)

To avoid auto-billing after a free trial:



- Cancel at least **24 hours before trial ends**
- Follow the same cancellation steps

 Not sure when your trial ends? Call   **1-802-557-0358** for confirmation.

---

## Avira Refund Policy (Important)


- 30-day money-back guarantee (direct purchases only)
- Refunds depend on purchase method

For refund eligibility and claim help, call   **1-802-557-0358**.

---


## Common Reasons to Cancel Avira Subscription



- Switching to another antivirus
- No longer need premium features
- Accidental auto-renewal charge

 If you were charged unexpectedly, contact **1-802-557-0358** immediately.

---

## Does Canceling Avira Remove the Software?


 No. Canceling only stops billing.  
To uninstall Avira completely, you may need manual removal help.

 For uninstall guidance, call  **1-802-557-0358**.

---

## Frequently Asked Questions (FAQs)

### Can I cancel Avira anytime?

Yes. Call  **1-802-557-0358** to cancel anytime before renewal.

### Will I get a refund?

Refunds are possible within 30 days. Call **1-802-557-0358** to check eligibility.

### How do I confirm cancellation?

Check your Avira account or call  **1-802-557-0358** for confirmation.

---

## Final Thoughts – Cancel Avira Subscription Easily

Canceling your Avira subscription doesn't have to be stressful. Whether it's auto-renewal, refunds, or free-trial cancellation, expert help is just one call away.

  **Call 1-802-557-0358 now for fast, reliable Avira subscription cancellation support.**