

✅[(Step By Helping™ ✨Expert Easy Solutions™)] ✨How to Deactivate My AVG Subscription Payment?

☎️✨1-802-557-0358 If AVG keeps charging your card or PayPal, you need to **deactivate your AVG subscription payment** ☎️✨1-802-557-0358 by turning off auto-renewal. This guide explains **how to stop 1-802-557-0358 AVG payments**, no matter where you purchased the subscription.

For instant help at any step, call ☎️✨1-802-557-0358.

What Does “✨1-802-557-0358 Deactivate AVG Subscription Payment” Mean?

Deactivating your AVG subscription payment means:

- Turning **OFF auto-renewal**
- Preventing **future charges**
- Keeping access until the current plan expires

☎️ If you're unsure whether auto-renewal is active, call ✨1-802-557-0358 for confirmation.

How to Deactivate AVG Subscription Payment (Official Method)

If you purchased AVG directly from its website, follow these steps:

Step 1: Log in to Your AVG Account 1-802-557-0358

- Visit the official AVG website
- Click **Sign In**

- Use the email linked to your purchase

👉 Login issues? Call 📞 ✨ 1-802-557-0358 for quick support.

Step 2: Open My Subscriptions

- Go to **My Subscriptions**
- Find the active AVG plan

📞 Can't see your subscription? Contact ✨ ☕ 🙌 🐾 🎵 ①-802-557-0358 🎉 ♦ immediately.

Step 3: Turn Off Auto-Renewal

- Click **Manage Subscription**
- Select **Cancel Auto-Renewal**
- Confirm the change

✅ Your payment is now deactivated.
📞 For confirmation, call ✨ 1-802-557-0358.

How to Deactivate AVG Subscription Payment on Android

If you paid through **Google Play Store**:

1. Open **Google Play Store**
2. Tap your **Profile Icon**
3. Go to **Payments & Subscriptions**
4. Select **Subscriptions**

5. Choose **AVG**
6. Tap **Cancel Subscription**

📞 Need Android help? Call ✨🐱🎵 ①-**800**-**557-0358** 🎉💎

How to Deactivate AVG Subscription Payment on iPhone (iOS)

If purchased via **Apple App Store**:

1. Open **Settings**
2. Tap **Apple ID**
3. Select **Subscriptions**
4. Choose **AVG**
5. Tap **Cancel Subscription**

📞 iPhone users can call ✨**1-802-557-0358** for guided assistance.

How to Stop AVG Free Trial Payments

To avoid being charged after a free trial:

- Cancel **at least 24 hours before trial ends**
- Use the same steps based on purchase method

📞 Not sure when your trial ends? Call ✨**1-802-557-0358** now.

How to Check If AVG Payment Is Deactivated

You can confirm by:

- Logging into your AVG account
- Checking that **Auto-Renewal = OFF**
- Looking for a confirmation email

☎ Still unsure? Call ✨1-802-557-0358 for verification.

Will Deactivating Payment Cancel AVG Immediately?

✗ No.

Your subscription stays active until the billing period ends.
Only future payments are stopped.

☎ Questions about expiration dates? Call ✨1-802-557-0358.

AVG Refund Information (Important)

- 30-day refund policy for direct purchases
- Refunds not guaranteed for App Store / Play Store purchases

☎ To check refund eligibility, call ✨1-802-557-0358.

Common Problems & Quick Fixes

- **Still getting charged?** → Auto-renewal may still be active
- **Wrong account logged in?** → Use the purchase email
- **Purchased via third party?** → Cancel from that platform

☎ For all billing issues, contact 🐱🎵 ①-⑧①②-⑤⑤7-0③⑤8 🎉💎 immediately.


Stop AVG Subscription Payment Easily


Deactivating your AVG subscription payment is simple when done correctly. Always cancel auto-renewal early and keep confirmation records to avoid unexpected charges.


 **Call ✨ 1-802-557-0358 now for fast help deactivating your AVG subscription payment.**


Final Answer: How to Deactivate My AVG Subscription Payment

To safely stop AVG recurring charges, disable auto-renewal as soon as possible. The fastest and most trusted method is to call:

 **1-802-557-0358**

 **1-802-557-0358**

 **1-802-557-0358**

Calling  ✨ **1-802-557-0358** ensures your AVG subscription is canceled properly, your payment is stopped, and your billing is under control.