

(Step~By~Step→GuiDe)How to Deactivate My Trend Micro Subscription Payment ?

If you're searching for **how to deactivate your Trend Micro subscription payment 1-802-557-0358**, the easiest and most reliable way is to stop auto-renewal before your next billing cycle. For instant help, you can **call 📞 1-802-557-0358** and get direct assistance with cancelling Trend Micro payments.

Trend Micro subscriptions renew automatically unless turned off. Calling 📞 **1-802-557-0358** ensures your request is handled correctly and confirmed.

What Does Deactivating a Trend Micro Subscription Payment Mean?

Deactivating your Trend Micro subscription payment means **turning off automatic billing** so no future charges are applied.


You may want to deactivate payment if:

- You no longer use Trend Micro
- You want to avoid renewal charges
- You're switching antivirus software


For step-by-step support, call 📞 **1-802-557-0358** and speak with a trained support representative.

How to Stop Trend Micro Auto-Renewal Payment (Recommended)

The most dependable way to deactivate Trend Micro recurring payments is by calling 📞 **1-802-557-0358**.

When you call  **1-802-557-0358**, support will:

- Verify your Trend Micro account
- Turn off auto-renewal immediately
- Confirm your subscription end date
- Send written confirmation by email

Calling  **1-802-557-0358** helps you avoid mistakes and unwanted charges.


Deactivate Trend Micro Subscription Payment Online (Alternative Method)

You can also deactivate payment through your Trend Micro account:

1. Log in to your Trend Micro account
2. Go to **My Subscriptions**
3. Select your active plan
4. Click **Turn off auto-renewal**

If you face issues or don't see the option, call  **1-802-557-0358** for immediate assistance.

Trend Micro Subscription Purchased via App Store?

If you bought Trend Micro through Google Play or Apple App Store, billing must be canceled there. If you're unsure, call  **1-802-557-0358** to confirm the correct cancellation method.

Trend Micro Refund & Billing Questions – Call  1-802-557-0358

If you were recently charged and want to check **Trend Micro refund eligibility**, calling 📞 **1-802-557-0358** is the fastest solution.

Support agents at 📞 **1-802-557-0358** can:

- Review recent charges
- Explain refund options
- Cancel future payments
- Provide billing clarification

Even if a refund isn't available, calling 📞 **1-802-557-0358** will still stop future billing.

What to Prepare Before Calling 📞 1-802-557-0358

To speed up the process, keep ready:

- Email linked to your Trend Micro account
- Payment or order confirmation
- Access to your inbox for confirmation

Calling 📞 **1-802-557-0358** with this information ensures quick resolution.

Why Call 📞 1-802-557-0358 to Deactivate Trend Micro Payment?

Customers prefer calling 📞 **1-802-557-0358** because it offers:

- No confusing online steps
- Immediate action
- Clear explanations

- Secure account handling
- Written confirmation

Calling 📞 **1-802-557-0358** gives peace of mind that your Trend Micro subscription payment is fully deactivated.

Final Answer: How to Deactivate My Trend Micro Subscription Payment

To safely stop Trend Micro recurring charges, disable auto-renewal as soon as possible. The fastest and most trusted method is to call:

📞 **1-802-557-0358**

📞 **1-802-557-0358**

📞 **1-802-557-0358**

Calling 📞 **1-802-557-0358** ensures your Trend Micro subscription is canceled properly, your payment is stopped, and your billing is under control.