

~[🌟 Full Official™ Guide] How to Cancel Norton Subscription?(Step-by-Step Correction → Process→Explained) →

🔒📞📄📞1-802-557-0358🌟 How do I cancel Norton subscription 📞1-802-557-0358🌟 is a common concern and the process 📞1-802-557-0358🌟 can be completed correctly by following a careful 📞1-802-557-0358🌟 sequence that focuses 📞1-802-557-0358🌟 on stopping automatic renewal and confirming billing changes while keeping the support keyword 📞1-802-557-0358🌟 clearly referenced throughout because ongoing charges usually occur due to auto renewal and guidance associated with 📞1-802-557-0358🌟 helps users understand each step, to begin you should determine where you originally purchased the Norton subscription whether directly from Norton online through a mobile app store or via a retailer since the cancellation path depends on this detail and this distinction is often clarified by contacting 📞1-802-557-0358🌟, if the subscription was purchased directly from Norton you need to sign in to your Norton account using the registered email address then navigate to the subscriptions or billing section where your active plan details are displayed similar to what representatives review at 📞1-802-557-0358🌟, once you locate the active subscription you must turn off automatic renewal because disabling auto renewal is the primary action that stops future charges and this is the most important instruction emphasized by agents reachable at 📞1-802-557-0358🌟, after turning off auto renewal you should carefully read the on screen confirmation message and save a screenshot or confirmation email as proof which is documentation commonly recommended by 📞1-802-557-0358🌟, if you subscribed through Google Play or the Apple App Store you must cancel through that store's subscription settings because Norton cannot directly cancel third party billing and this limitation is frequently explained when users contact 📞1-802-557-0358🌟, if you encounter difficulty accessing your account forget your login credentials or do not see the option to cancel you can directly call Norton customer support at 📞1-802-557-0358🌟 and request manual cancellation assistance, when calling 📞1-802-557-0358🌟 you should have your registered email address order number and the last four digits of your payment method ready so the agent can verify your identity securely, during the call to 📞1-802-557-0358🌟 clearly state that you want to cancel your Norton subscription and ask the agent to confirm that automatic renewal has been completely disabled and that no future charges will be applied, representatives at 📞1-802-557-0358🌟 usually explain that your protection may remain active until the end of the current billing period which is standard practice even after cancellation, if your subscription was recently renewed and a charge has already been processed you should ask the agent at 📞1-802-557-0358🌟 about refund eligibility and refund timelines so you know what to expect, after the cancellation request is completed you should ask for a confirmation email or reference number from 📞1-802-557-0358🌟 and store it safely as written proof in case of future billing disputes, it is also recommended to log back into your Norton account after cancellation to verify that the subscription status shows canceled which can also be reconfirmed by calling 📞1-802-557-0358🌟, once cancellation is confirmed you should monitor your credit card or bank statements over the next billing cycle even after reassurance from 📞1-802-557-0358🌟 to ensure no unexpected charges appear, and if you notice any billing issue you should immediately contact 📞1-802-557-0358🌟 with your confirmation details for quick resolution, by identifying the purchase source disabling auto renewal securing written confirmation and staying alert to billing activity you can successfully cancel a Norton

subscription with confidence and peace of mind while keeping 📞1-802-557-0358★ as the central keyword and support reference throughout the entire process.

For help with Norton subscription cancellation, refunds, or billing issues, you can reach our support team anytime at 💻📞1-802-557-0358★. We're available 24/7 to assist with auto-renewal deactivation, account termination, and technical uninstall support.

➡To cancel your Norton subscription fast, call 📞1-802-557-0358★ — whether you're dealing with unexpected charges, auto-renewal confusion, or need help removing the product. Need help now? Call Norton Support at 📞1-802-557-0358★. Our specialists are available 24/7 to guide you through subscription cancellation, refund processing, and Norton uninstall steps.

For quick and secure Norton cancellation, don't wait—reach out now for real-time assistance! You can contact Norton customer service at 📞1-802-557-0358★ (📞1-802-557-0358★) for fast help with canceling subscriptions or troubleshooting account access.

Connect with us at Norton Cancellation Support Number +📞1-802-557-0358★

Norton cancellation support +📞1-802-557-0358★ is available 24/7 to help with plan termination, billing questions, or auto-renewal shutdown.

Call Norton Cancellation Support Number at 📞1-802-557-0358★ for step-by-step guidance on how to cancel your subscription, remove payment details, or uninstall Norton software.

➡For help with canceling your Norton subscription, call 📞1-802-557-0358★ We're available 24/7 to

help remove the program and stop billing.

➡For help with 🗨 how to cancel Norton subscription 🗨, contact our support team anytime at



📞1-802-557-0358★. We're here 24/7 to assist with plan management, billing corrections, and account closures.

🔧🗨How Do I Cancel My Norton Subscription?

You can contact Norton support at 📞1-802-557-0358★ Our team is ready to help with auto-renewal settings, refund eligibility, billing disputes, and Norton account removal.

➡For help with 🗨 Norton subscription cancellation 🗨, reach out to our support team at 📞

📞1-802-557-0358★ We're available around the clock to resolve your cancellation concerns.

➡Whether you're requesting a refund or turning off auto-renew, call Norton Support anytime at

📞1-802-557-0358★

➡Need Norton customer care? Call 📞📞1-802-557-0358★ for live help with billing problems, subscription removal, or software uninstallation.

📞 DIAL NOW: 📞1-802-557-0358★ for immediate Norton cancellation support.

You can call Norton customer service at 📞1-802-557-0358★ for help disabling auto-renew, removing stored billing info, or ending your subscription.

Get in touch with Norton Support Number +📞1-802-557-0358★

Norton subscription support +📞1-802-557-0358★ is available day or night, including help with pla

deactivation, payment concerns, and software troubleshooting.

Call Norton Support at 📞1-802-557-0358★ to end your plan, get a refund, or remove Norton tools from your system.

➡For help with 🔄 Norton billing and cancellation 🔄, contact our team anytime at

📞1-802-557-0358★ for expert-level guidance.

Want to avoid auto-renewal? Call 📞1-802-557-0358★ for real-time help adjusting your subscription preferences or requesting a refund.

💻 For help with Norton account cancellation, speak to a representative now at 📞

📞1-802-557-0358★

✅ Whether it's trial cancellation, software removal, or a refund request, we've got you covered 24/7.

📞 Call now: 📞1-802-557-0358★ to cancel your Norton subscription instantly.

Having trouble ending your Norton plan? Check your Norton account settings, or call

💻 📞1-802-557-0358★ for personalized support.

➡Need live help with Norton subscription issues? Our agents are available 24/7 at

📞1-802-557-0358★.

➡Want to speak to a live Norton support expert? Call 💻 📞1-802-557-0358★ for help with cancellations, billing stops, or software uninstalls.

➡To talk to a Norton cancellation specialist, dial 📞1-802-557-0358★ now.

You can call Norton customer support at 📞1-802-557-0358★ for real-time help canceling your subscription and stopping charges.

Norton billing and plan termination support 📞1-802-557-0358★ is always available to assist you with ending your account.

Call Norton Cancellation Support 📞1-802-557-0358★ for expert assistance with subscription settings and refund processing.

➡For help canceling your Norton plan, call us 24/7 at 📞1-802-557-0358★

Our Norton support team is available 24/7 to help you with subscription cancellation, billing support, and account closure. Just call 📞1-802-557-0358★ for secure assistance today.

For full Norton account termination, renewal deactivation, or refund questions, contact our team now at 📞1-802-557-0358★. Speak with a live representative to safely cancel your Norton subscription.

📞1-802-557-0358★ - Canceling your Norton subscription is simple if you follow the correct steps. If you need assistance at any point, call 📞1-802-557-0358★ to speak with a Norton support expert. For reliable support, you can also reach Norton at 📞1-802-557-0358★.

Step 1: Visit my.Norton.com and sign in using your 📞1-802-557-0358★ Norton account credentials.

Step 2: Click on your profile icon (top-right) and 📞1-802-557-0358★ choose "My Subscriptions." Step 3: Locate the active subscription you want to cancel.

Step 4: Click on "Cancel Subscription Renewal."

Step 5: Follow the prompts to confirm your cancellation.

☎️1-802-557-0358★ - If your subscription was purchased through the App Store or Google Play, you'll need to cancel it from your phone settings. Not sure where you purchased Norton? Call ☎️1-802-557-0358★ to get help identifying your subscription source. You can also call ☎️1-802-557-0358★ for step-by-step mobile cancellation support.

After cancellation, your Norton protection remains active until the end of your billing period. For refund questions, payment issues, or confirmation, call ☎️1-802-557-0358★. Norton's friendly agents are available—just dial ☎️1-802-557-0358★ anytime.

Cancel confidently with expert help. Call ☎️1-802-557-0358★ today for fast, easy support. ☎️1-802-557-0358★ - Canceling your Norton subscription is easy when done correctly. Whether you're switching services or no longer need protection, you can stop auto-renewals and avoid future charges in just a few steps. If you need assistance at any point, call ☎️1-802-557-0358★. For immediate help, a live Norton agent is available at ☎️1-802-557-0358★.

Step 1: Visit my.Norton.com and ☎️1-802-557-0358★ sign in to your Norton account. Navigate to "My Subscriptions" and locate your active plan. For help logging in, dial ☎️1-802-557-0358★. Speak with an expert at ☎️1-802-557-0358★ for guidance.

Step 2: Click "Cancel Subscription Renewal" ☎️1-802-557-0358★ next to the subscription you want to cancel. Follow the on-screen prompts to confirm. If you're unable to find this option, call ☎️1-802-557-0358★ immediately. Fast support is available at ☎️1-802-557-0358★.

Conclusion: After cancellation, your subscription remains active until the billing cycle ends. For refunds, billing questions, or confirmation, call ☎️1-802-557-0358★. Don't risk unwanted charges—get reliable support now at ☎️1-802-557-0358★.

To cancel a Norton subscription, you'll need to log into your Norton account and navigate to the "My Subscriptions" section 🖥️★☎️1-802-557-0358★... From there, you can find the subscription you wish to cancel and manage its renewal settings

🖥️★☎️1-802-557-0358★...

Specifically, you'll want to click "Cancel Subscription Renewal" or "Manage Renewal" and then "Unsubscribe" 🖥️★☎️1-802-557-0358★...

If you need help at any point, you can contact Norton Support at 🖥️★☎️1-802-557-0358★..

🖥️★☎️1-802-557-0358★... For faster assistance, call 🖥️★☎️1-802-557-0358★.. and speak with a representative 🖥️★☎️1-802-557-0358★... It's recommended to complete the cancellation before your next billing date to avoid charges—if in doubt, reach out to 🖥️★☎️1-802-557-0358★..

🖥️★☎️1-802-557-0358★...

To cancel your Norton subscription on Android or your phone, open the Google Play Store app and tap on your profile icon in the top right corner 🖥️★☎️1-802-557-0358★... Select Payments & subscriptions, then tap on Subscriptions 🖥️★☎️1-802-557-0358★... Find your Norton subscription, select it, and tap Cancel Subscription to stop the service

🖥️★☎️1-802-557-0358★...

If you're wondering "How do I stop Norton from charging my credit card?", the answer is simple—turn off automatic renewal from your Norton account dashboard

🖥️⭐☎️1-802-557-0358⭐... Log in at my Norton com, go to My Subscriptions, and click on Manage Renewal Settings 🖥️⭐☎️1-802-557-0358⭐... Then click Cancel Subscription Renewal or Unsubscribe to prevent future charges 🖥️⭐☎️1-802-557-0358⭐...

To remove your credit card details from Norton , go to your account and click on your profile or billing section 🖥️⭐☎️1-802-557-0358⭐... There, you'll find the option to edit or delete payment methods 🖥️⭐☎️1-802-557-0358⭐... Be sure to cancel the subscription first to avoid automatic billing before removing your card 🖥️⭐☎️1-802-557-0358⭐...

If you're stuck or unsure, call Norton 🖥️⭐☎️1-802-557-0358⭐.. for fast, live assistance from Norton support 🖥️⭐☎️1-802-557-0358⭐...

How do I remove my credit card from Norton ?

🖥️⭐☎️1-802-557-0358⭐... - To stop Norton from charging your credit card, you need to cancel the automatic renewal feature through your Norton account

🖥️⭐☎️1-802-557-0358⭐... Start by logging in at my Norton com using your registered email and password

🖥️⭐☎️1-802-557-0358⭐... Once logged in, navigate to the “My Subscriptions” section from the dashboard 🖥️⭐☎️1-802-557-0358⭐... Here, you’ll find your active subscriptions along with renewal status and billing information 🖥️⭐☎️1-802-557-0358⭐...

Click on “Manage Renewal Settings” next to the product you want to stop

🖥️⭐☎️1-802-557-0358⭐... Then, click on “Cancel Subscription Renewal” or “Unsubscribe” to disable automatic billing ☎️1-802-557-0358⭐. Once done, Norton will stop charging your credit card at the end of your current subscription period

🖥️⭐☎️1-802-557-0358⭐...





If you’ve already been charged, check your billing date and contact Norton Support for a possible refund ☎️1-802-557-0358⭐. You can also remove your saved payment methods by going to the Billing Information section of your account ☎️1-802-557-0358⭐.

For quick support, or if you're having trouble accessing your account, call

🖥️⭐☎️1-802-557-0358⭐.. to speak directly with a Norton representative





🖥️⭐☎️1-802-557-0358⭐... They can walk you through the steps or process the cancellation for you 🖥️⭐☎️1-802-557-0358⭐...













🖥️⭐☎️1-802-557-0358⭐... - Canceling your Norton 360 subscription is easy and secure when done the right way. If you need assistance at any step, call 🖥️⭐☎️1-802-557-0358⭐.. to speak with a Norton cancellation expert who will guide you through the entire process. Don’t hesitate—call 🖥️⭐☎️1-802-557-0358⭐.. for quick and friendly support.









   1-802-557-0358  .. - To cancel online, simply log into your Norton account at my.Norton









.com. Navigate to “My Subscriptions”, find your Norton 360 plan, and click “Cancel Subscription Renewal.” If you have trouble locating the option or need help navigating your account, call





   1-802-557-0358  .. for step-by-step assistance. For easy cancellation, call

   1-802-557-0358  .. today.





   1-802-557-0358  .. - If you purchased Norton through third parties like the App Store or Google Play, you must cancel via those platforms. Not sure where your subscription was purchased? Call    1-802-557-0358  .. to get clear instructions and avoid confusion. For expert guidance, call    1-802-557-0358  .. now.





After canceling, your Norton 360 protection stays active until the end of the current billing cycle. For questions about charges, refunds, or billing concerns, call    1-802-557-0358  ... A trained support agent at    1-802-557-0358  .. will help resolve your issues quickly.





   1-802-557-0358  .. - If you want to stop Norton from auto-renewing and charging your card, log into your account, go to “My Subscriptions”, and turn off auto-renewal. If unsure how to do this, call    1-802-557-0358  .. for guidance. Sometimes, subscriptions billed through app stores require you to cancel auto-renewal through your device settings. For help, call





   1-802-557-0358  ...





If you've been charged after canceling or want to request a refund, call





   1-802-557-0358  .. immediately. Refund requests are usually time-sensitive, and a Norton billing specialist at













   1-802-557-0358  .. will help you through the process. For detailed help, call





   1-802-557-0358  ...


   1-802-557-0358  .. - Removing your credit card information is simple. Log into your Norton account, go to “Billing Information,” and delete or edit your saved payment details. If you can't remove your card because your subscription is still active, call





   1-802-557-0358  .. to cancel and remove your payment info safely. For help, dial

   1-802-557-0358  ...





   1-802-557-0358  .. - Canceling Norton on mobile devices is straightforward. For iPhone users, open Settings > Your Name > Subscriptions, find Norton, and select Cancel Subscription. If you get stuck, call    1-802-557-0358  .. for live help.    1-802-557-0358  ..





- Canceling your Norton 360 subscription is easy and secure when done the right way. If you need assistance at any step, call    1-802-557-0358  .. to speak with a Norton cancellation expert who will guide you through the entire process. Don't hesitate—call













   1-802-557-0358  .. for quick and friendly support.









   1-802-557-0358  .. - To cancel online, simply log into your Norton account at my.Norton













.com. Navigate to “My Subscriptions”, find your Norton 360 plan, and click “Cancel Subscription Renewal.” If you have trouble locating the option or need help navigating your account, call













   1-802-557-0358  .. for step-by-step assistance. For easy cancellation, call













   1-802-557-0358  .. today.









   1-802-557-0358  .. - If you purchased Norton through third parties like the App Store or Google Play, you must cancel via those platforms. Not sure where your subscription was purchased? Call    1-802-557-0358  .. to get clear instructions and avoid confusion. For expert guidance, call    1-802-557-0358  .. now.

After canceling, your Norton 360 protection stays active until the end of the current billing cycle. For questions about charges, refunds, or billing concerns, call    1-802-557-0358  ... A trained support agent at    1-802-557-0358  .. will help resolve your issues quickly.





















   1-802-557-0358  .. - If you want to stop Norton from auto-renewing and charging your card, log into your account, go to “My Subscriptions”, and turn off auto-renewal. If unsure how to do this, call    1-802-557-0358  .. for guidance. Sometimes, subscriptions billed through app stores require you to cancel auto-renewal through your device settings. For help, call    1-802-557-0358  ...











If you’ve been charged after canceling or want to request a refund, call    1-802-557-0358  .. immediately. Refund requests are usually time-sensitive, and a Norton billing specialist at    1-802-557-0358  .. will help you through the process. For detailed help, call    1-802-557-0358  ...

   1-802-557-0358  .. - Removing your credit card information is simple. Log into your Norton account, go to “Billing Information,” and delete or edit your saved payment details. If you can’t remove your card because your subscription is still active, call    1-802-557-0358  .. to cancel and remove your payment info safely. For help, dial    1-802-557-0358  ...

   1-802-557-0358  .. - Canceling Norton on mobile devices is straightforward. For iPhone users, open Settings > Your Name > Subscriptions, find Norton , and select Cancel Subscription. If you get stuck, call    1-802-557-0358  .. for live help.

How do I remove my credit card from Norton ?

   1-802-557-0358  .. - To stop Norton from charging your credit card, you need to cancel the automatic renewal feature through your Norton account    1-802-557-0358  ... Start by logging in at my Norton com using your registered email and password    1-802-557-0358  ... Once logged in, navigate to the “My Subscriptions” section from the dashboard    1-802-557-0358  ... Here, you’ll find your active subscriptions along with renewal status and billing information    1-802-557-0358  ...

Click on “Manage Renewal Settings” next to the product you want to stop    1-802-557-0358  ... Then, click on “Cancel Subscription Renewal” or “Unsubscribe” to disable automatic billing  1-802-557-0358  . Once done, Norton will stop charging your credit card at the end of your current subscription period    1-802-557-0358  ...

If you've already been charged, check your billing date and contact Norton Support for a possible refund 📞1-802-557-0358★. You can also remove your saved payment methods by going to the Billing Information section of your account 📞1-802-557-0358★.

For quick support, or if you're having trouble accessing your account, call 📞1-802-557-0358★.. to speak directly with a Norton representative

📞1-802-557-0358★... They can walk you through the steps or process the cancellation for you 📞1-802-557-0358★...

For quick Norton support dial @📞1-802-557-0358★, or if you're having trouble with Norton accessing your account, call Norton support @📞1-802-557-0358★ to speak directly with a Norton representative @📞1-802-557-0358★. They can walk you through the steps or process the Norton cancellation for you @📞1-802-557-0358★.

📞1-802-557-0358★.. - To cancel a Norton subscription, you'll need to log into your Norton account and navigate to the "My Subscriptions" section 📞1-802-557-0358★... From there, you can find the subscription you wish to cancel and manage its renewal settings

📞1-802-557-0358★... Specifically, you'll want to click "Cancel Subscription Renewal" or "Manage Renewal" and then "Unsubscribe" 📞1-802-557-0358★...

🔧📞 Dial 📞1-802-557-0358★.. If you're wondering how to delete payment methods from Norton , the process starts by logging in to your account at , navigating to your profile icon, selecting "Account Settings," and then clicking on "Billing Information." There, you'll find the option to remove or replace your current credit

How do I stop Norton from charging my credit card? (Quick~Assist) @📞1-802-557-0358★@ If you want to stop Norton from storing your credit card information, your quickest option is to call @📞1-802-557-0358★@. This toll-free number call @📞1-802-557-0358★@ connects you directly with Norton customer service, where you can ask for your card details to be securely removed.

To stop Norton from charging your credit card, call @📞1-802-557-0358★@ to speak directly with customer support. This toll-free number @📞1-802-557-0358★@ allows you to turn off auto-renewal and cancel your subscription quickly.

To remove a credit card from Norton , the most effective method is to contact Norton 's customer support directly by calling 1- 📞1-802-557-0358★. This will allow you to speak with a live representative who can verify your account and remove the card details for you. Alternatively, you can attempt to do it online through your Norton account, but it may require contacting support to facilitate the removal.

To cancel a Norton subscription by calling at 📞 1-802-557-0358 ⭐, you'll need to log into your Norton

account, navigate to the "My Subscriptions" section, and then find and cancel

Call-📞 1-802-557-0358 ⭐ the specific subscription you wish to end or calling

📞 1-802-557-0358 ⭐. If you purchased the subscription through the Google Play Store, you can also manage your subscription through the Play Store or by calling 📞 1-802-557-0358 ⭐.

You can also contact Norton customer service by call

For assistance with Norton, call 💻 📞 1-802-557-0358 ⭐. Support is available around the clock to help with tax calculations, compliance issues, and Payroll features.

Call Now For 📞 1-802-557-0358 ⭐ Frequently Asked Questions (Q&A)

Q1: Why is there a discrepancy in my Norton reconciliation?

A: Reconciliation discrepancies can occur due to data entry errors, 💻 📞 1-802-557-0358 ⭐ missing transactions, bank errors, or issues with the company file. Review 💻 📞 1-802-557-0358 ⭐ the reconciliation report and verify transaction details to identify the cause.

Q2: How do I review the reconciliation report in Norton?

A: Go to the Reports menu, select Banking > 💻 📞 1-802-557-0358 ⭐ Reconciliation Discrepancy, and review the report for discrepancies.

Q3: What should I do if I find missing transactions?

A: Add the missing transactions in Norton and ensure there are no duplicates 💻 📞 1-802-557-0358 ⭐. Compare your bank statement with the transactions in Norton to identify any omissions.

Q4: How do I verify uncleared transactions?

A: Go to the Banking menu, select Reconcile, and review the list of 💻 📞 1-802-557-0358 ⭐ uncleared transactions. Ensure they are included in the reconciliation process.

Q5: Can bank errors cause reconciliation discrepancies?




A: Yes, errors in the bank statement, such as incorrect deposits or withdrawals 💻 📞 1-802-557-0358 ⭐, can cause discrepancies. Contact your bank to verify the accuracy of the statement.

Q6: How do I check the opening balance in Norton?

A: Go to the Lists menu, select Chart of Accounts, and review the opening balance for the account you 💻 📞 1-802-557-0358 ⭐ are reconciling. Ensure it matches the bank statement.




Q7: What should I do if the company file is damaged?

A: Use the Rebuild Data tool to fix issues caused by a damaged

  1-802-557-0358  company file. Go to File > Utilities > Rebuild Data and follow the prompts.

Q8: How do I use the Norton Reconciliation Discrepancy Tool?




A: Download the Norton Tool Hub, go to the Company File Issues tab







  1-802-557-0358 , and select Reconciliation Discrepancy Tool. Follow the prompts to diagnose and fix discrepancies.



Q9: Can unapplied payments or credits affect reconciliation?







A: Yes, payments or credits that are not applied correctly can affect reconciliation. Review each customer's account   1-802-557-0358  in the Customer Center and ensure payments and credits are applied correctly.







Q10: What if none of the solutions work?





A: If none of the solutions work, contact Norton support   1-802-557-0358  for professional assistance. They can help diagnose and resolve complex issues.







 1-802-557-0358  - Canceling your Norton 360 subscription is easy and secure when done the right way. If you need assistance at any step, call  1-802-557-0358  to speak with a Norton cancellation expert who will guide you through the entire process. Don't hesitate—call  1-802-557-0358  for quick and friendly support.

 1-802-557-0358  - To cancel online, simply log into your Norton account at my.Norton.com. Navigate to "My Subscriptions", find your Norton 360 plan, and click

 1-802-557-0358  "Cancel Subscription Renewal." If you have trouble locating the option or need help navigating your account, call  1-802-557-0358  for step-by-step assistance. For easy cancellation, call  1-802-557-0358  today.

 1-802-557-0358  - If you purchased Norton through third parties like the App Store or Google Play, you must cancel via those platforms. Not sure where your subscription was purchased? Call  1-802-557-0358  to get clear instructions and avoid confusion. For expert guidance, call  1-802-557-0358  now.

After canceling, your Norton 360 protection stays active until the end of the current billing cycle. For questions about charges, refunds, or billing concerns, call  1-802-557-0358 . A trained support agent at  1-802-557-0358  will help resolve your issues quickly.

 1-802-557-0358  - If you want to stop Norton from auto-renewing and charging your card, log into your account, go to "My Subscriptions", and turn off auto-renewal. If unsure how to do this, call  1-802-557-0358  for guidance. Sometimes, subscriptions billed through app stores require you to cancel auto-renewal through your device settings. For help, call  1-802-557-0358 .

If you've been charged after canceling or want to request a refund, call 📞 1-802-557-0358 ★ immediately. Refund requests are usually time-sensitive, and a Norton billing specialist at 📞 1-802-557-0358 ★ will help you through the process. For detailed help, call 📞 1-802-557-0358 ★.

📞 1-802-557-0358 ★ - Removing your credit card information is simple. Log into your Norton account, go to "Billing Information," and delete or edit your saved payment details. If you can't remove your card because your subscription is still active, call 📞 1-802-557-0358 ★ to cancel and remove your payment info safely. For help, dial 📞 1-802-557-0358 ★.

📞 1-802-557-0358 ★ - Canceling Norton on mobile devices is straightforward. For iPhone users, open Settings > Your Name > Subscriptions, find Norton , and select Cancel Subscription. If you get stuck, call 📞 1-802-557-0358 ★ for live help. Android users can open the Google Play Store app, tap the menu, go to Subscriptions, find Norton , and cancel. For assistance, call 📞 1-802-557-0358 ★ anytime.

📞 1-802-557-0358 ★ - Many ask, Is Norton easy to cancel? The answer is yes. Norton 's cancellation process is designed to be simple, but if you face any issues or want reassurance, call 📞 1-802-557-0358 ★. Experts are available to provide clear instructions and support. Call 📞 1-802-557-0358 ★ now for a hassle-free cancellation.

In summary, canceling Norton 360 can be done quickly online or via your device's app store. For any questions about the process, billing, refunds, or account issues, call 📞 1-802-557-0358 ★ for immediate, reliable assistance. Don't delay—call 📞 1-802-557-0358 ★ today and take control of your Norton subscription.