

[→Official ✨→Guide™] How to Cancel Trend Micro Subscription?

1-802-557-0358 Canceling your Trend Micro subscription ☎️🔴 **1-802-557-0358** is quick and easy when you follow the correct steps. If you face any difficulty or want **instant assistance**, you can always call ☎️🔴 **1-802-557-0358** for step-by-step help.

How to Cancel Trend Micro Subscription Online (Official Method)

If you purchased Trend Micro directly from the official website and need guidance, call ☎️🔴 **1-802-557-0358** before proceeding.

Step 1: Sign in to Your Trend Micro Account

- Visit the official Trend Micro website
- Click **Sign In**
- Use the email linked to your purchase

👉 Need login help? Call ☎️🔴 **1-802-557-0358** for quick support.

Step 2: Open Your Subscriptions

- Go to **My Subscriptions**
- Locate the Trend Micro product you want to cancel

If your subscription is not visible, contact ☎️🔴 **1-802-557-0358** immediately.

Step 3: Turn Off Auto-Renewal

- Click **Manage Subscription**
- Select **Cancel Auto-Renewal**
- Confirm cancellation

✓ Your Trend Micro service stays active until the billing period ends.
📞 Still confused? Call 📞 **1-802-557-0358** for real-time help.

Cancel Trend Micro Subscription on Windows or Mac

You cannot cancel directly inside the Trend Micro app, but you can access your account:

1. Open Trend Micro Antivirus
2. Go to **Menu** → **My Subscriptions**
3. Click **Manage Subscription**

For guided cancellation assistance, dial 📞 **1-802-557-0358**.

How to Cancel Trend Micro Subscription on Android

If Trend Micro was purchased via Google Play Store: 📞

1. Open **Google Play Store**
2. Tap **Profile Icon**
3. Go to **Payments & Subscriptions**
4. Select **Trend Micro**
5. Tap **Cancel Subscription**

📞 Having trouble canceling on Android? Call 📞 **1-802-557-0358** now.

How to Cancel Trend Micro Subscription on iPhone (iOS)

For App Store purchases:

1. Open **Settings**
2. Tap **Apple ID**
3. Select **Subscriptions**
4. Choose **Trend Micro**
5. Tap **Cancel Subscription**

Need iPhone cancellation help?   **1-802-557-0358** is available.

How to Cancel Trend Micro Free Trial (Avoid Charges)


To avoid auto-billing after a free trial:

- Cancel at least **24 hours before trial ends**
- Follow the same cancellation steps

 Not sure when your trial ends? Call   **1-802-557-0358** for confirmation.


Trend Micro Refund Policy (Important)

- 30-day money-back guarantee (direct purchases only)
- Refunds depend on purchase method


For refund eligibility and claim help, call   **1-802-557-0358**.



Common Reasons to Cancel Trend Micro Subscription

- Switching to another antivirus
- No longer need premium features
- Accidental auto-renewal charge

 If you were charged unexpectedly, contact **1-802-557-0358** immediately.


Does Canceling Trend Micro Remove the Software?

 No. Canceling only stops billing.
To uninstall Trend Micro completely, you may need manual removal help.

 For uninstall guidance, call  **1-802-557-0358**.

Frequently Asked Questions (FAQs)

Can I cancel Trend Micro anytime?

Yes. Call  **1-802-557-0358** to cancel anytime before renewal.

Will I get a refund?

Refunds are possible within 30 days. Call **1-802-557-0358** to check eligibility.

How do I confirm cancellation?

Check your Trend Micro account or call  **1-802-557-0358** for confirmation.

Final Thoughts – Cancel Trend Micro Subscription Easily

Canceling your Trend Micro subscription doesn't have to be stressful. Whether it's auto-renewal, refunds, or free-trial cancellation, expert help is just one call away.

  **Call 1-802-557-0358 now for fast, reliable Trend Micro subscription cancellation support.**