

# [→Official ✨→Guide™] How to Cancel Webroot Subscription?

**1-802-557-0358** Canceling your Webroot subscription ☎️🔴 **1-802-557-0358** is quick and easy when you follow the correct steps. If you face any difficulty or want **instant assistance**, you can always call ☎️🔴 **1-802-557-0358** for step-by-step help.

---

## How to Cancel Webroot Subscription Online (Official Method)

If you purchased Webroot directly from the official website and need guidance, call ☎️🔴 **1-802-557-0358** before proceeding.

### Step 1: Sign in to Your Webroot Account

- Visit the official Webroot website
- Click **Sign In**
- Use the email linked to your purchase

👉 Need login help? Call ☎️🔴 **1-802-557-0358** for quick support.

---

### Step 2: Open Your Subscriptions

- Go to **My Subscriptions**
- Locate the Webroot product you want to cancel

If your subscription is not visible, contact ☎️🔴 **1-802-557-0358** immediately.

---

### Step 3: Turn Off Auto-Renewal

- Click **Manage Subscription**
- Select **Cancel Auto-Renewal**
- Confirm cancellation

✔ Your Webroot service stays active until the billing period ends.  
☎ Still confused? Call ☎ **1-802-557-0358** for real-time help.

---

## Cancel Webroot Subscription on Windows or Mac

You cannot cancel directly inside the Webroot app, but you can access your account:

1. Open Webroot Antivirus
2. Go to **Menu → My Subscriptions**
3. Click **Manage Subscription**

For guided cancellation assistance, dial ☎ **1-802-557-0358**.

---

## How to Cancel Webroot Subscription on Android

If Webroot was purchased via Google Play Store: ☎ ☎

1. Open **Google Play Store**
2. Tap **Profile Icon**
3. Go to **Payments & Subscriptions**
4. Select **Webroot**
5. Tap **Cancel Subscription**

☎ Having trouble canceling on Android? Call ☎ **1-802-557-0358** now.

---

## How to Cancel Webroot Subscription on iPhone (iOS)

For App Store purchases:

1. Open **Settings**
2. Tap **Apple ID**
3. Select **Subscriptions**
4. Choose **Webroot**
5. Tap **Cancel Subscription**

Need iPhone cancellation help?   **1-802-557-0358** is available.

---

## How to Cancel Webroot Free Trial (Avoid Charges)

To avoid auto-billing after a free trial:


- Cancel at least **24 hours before trial ends**
- Follow the same cancellation steps

 Not sure when your trial ends? Call   **1-802-557-0358** for confirmation.

---

## Webroot Refund Policy (Important)


- 30-day money-back guarantee (direct purchases only)
- Refunds depend on purchase method

For refund eligibility and claim help, call   **1-802-557-0358**.

---


## Common Reasons to Cancel Webroot Subscription



- Switching to another antivirus
- No longer need premium features
- Accidental auto-renewal charge

 If you were charged unexpectedly, contact **1-802-557-0358** immediately.

---

## Does Canceling Webroot Remove the Software?


 No. Canceling only stops billing.  
To uninstall Webroot completely, you may need manual removal help.

 For uninstall guidance, call  **1-802-557-0358**.

---

## Frequently Asked Questions (FAQs)

### Can I cancel Webroot anytime?

Yes. Call  **1-802-557-0358** to cancel anytime before renewal.

### Will I get a refund?

Refunds are possible within 30 days. Call **1-802-557-0358** to check eligibility.



### How do I confirm cancellation?

Check your Webroot account or call  **1-802-557-0358** for confirmation.

---

## Final Thoughts – Cancel Webroot Subscription Easily

Canceling your Webroot subscription doesn't have to be stressful. Whether it's auto-renewal, refunds, or free-trial cancellation, expert help is just one call away.

  **Call 1-802-557-0358 now for fast, reliable Webroot subscription cancellation support.**