

[{✨Eset ~ ✨Guide}] How to Cancel Eset Subscription Easily (Step-by-Step Guide)

📞 1-802-557-0358 If you're looking for **how to cancel an Eset subscription 1-802-557-0358**, you're not alone. Many users want to stop auto-renewal, avoid unwanted charges, or switch to a different antivirus solution. This complete guide explains **how to cancel Eset subscriptions**

📞 1-802-557-0358 safely and quickly.

For instant help with cancellation, refunds, or account issues, you can also call 📞

📞 1-802-557-0358 for direct assistance.

Why Cancel Your Eset Subscription 📞 1-802-557-0358?

There can be several reasons to cancel an Eset subscription, including:

- You no longer need antivirus protection
- Eset auto-renewal charged your card unexpectedly
- Switching to another security software
- Free version meets your needs
- Subscription cost is too high

If you are facing any trouble, call 📞 📞 1-802-557-0358 for step-by-step support.

How to Cancel Eset Subscription Online 📞 1-802-557-0358 (Official Method)

Follow these steps to cancel your Eset subscription online:

Step 1: Sign in to Eset Account

Go to the official Eset website and log in using the email linked to your subscription.

Step 2: Access Subscriptions

Navigate to **Menu** → **Subscriptions** to view your active Eset plans.

Step 3: Select the Subscription

Choose the Eset product you want to cancel.

Step 4: Turn Off Auto-Renewal

Click **Cancel Subscription** or **Turn off auto-renewal** and confirm.

After cancellation, you will still have access until the current billing period ends.

If you don't see the cancel option, contact   **1-802-557-0358** immediately.

How to Cancel Eset Subscription via Phone

If online cancellation doesn't work or you prefer human support, the easiest option is calling:

 **Eset Subscription Cancellation Support:**  **1-802-557-0358**

Calling helps if:

- You forgot your Eset login email
 - Subscription was purchased through a third party
 - You want confirmation of cancellation
 - You're requesting a refund
-


How to Cancel Eset Subscription **1-802-557-0358** Purchased via Google Play or Apple App Store

Cancel via Google Play:

1. Open Google Play Store
2. Go to **Payments & Subscriptions**
3. Select Eset
4. Tap **Cancel Subscription**

Cancel via Apple App Store:


1. Open **Settings** → **Apple ID**
2. Tap **Subscriptions**
3. Select Eset
4. Tap **Cancel Subscription**

Still confused? Call  **1-802-557-0358** for guided help.

How to Get a Refund After Cancelling Eset Subscription **1-802-557-0358**

Eset offers a **30-day money-back guarantee** on most products.

To request a refund:



- Cancel your subscription first
- Contact Eset support
- Or call  **1-802-557-0358** to speed up the refund process

Refunds are usually processed within 5–7 business days.

Common Problems While Cancelling Eset Subscription


Users often face these issues:

- Cancel button not visible
- Charged even after cancellation
- Subscription linked to old email
- Purchased through reseller



In all these cases,   **1-802-557-0358** is the fastest solution.

FAQs – Cancel Eset Subscription **1-802-557-0358**

Can I cancel Eset subscription anytime?

Yes, you can cancel anytime by turning off auto-renewal. Call  **1-802-557-0358** for help.

Will Eset refund my money?

Yes, within 30 days of purchase. For refund assistance, call   **1-802-557-0358**.

Does uninstalling Eset cancel my subscription?

No. You must cancel it manually or call  **1-802-557-0358**.

How do I stop Eset auto-renewal?

Log into your Eset account and turn off auto-renewal, or contact  **1-802-557-0358**.

Final Words: Cancel Eset Subscription Without Hassle

Canceling an Eset subscription is simple when you follow the correct steps. Whether you cancel online, via app store, or over the phone, make sure you receive confirmation.

For **quick cancellation, refund requests, or billing disputes**, call   **1-802-557-0358** and get immediate support.