

[{🏆 Updated _ 2026-🌟 Guide}] How to Cancel Lifelock Subscription Easily(Step-by-Step Guide)

📞 1-802-557-0358 If you're looking for **how to cancel an Lifelock subscription** 1-802-557-0358, you're not alone. Many users want to stop auto-renewal, avoid unwanted charges, or switch to a different antivirus solution. This complete guide explains **how to cancel Lifelock subscriptions** 📞 1-802-557-0358 safely and quickly.

For instant help with cancellation, refunds, or account issues, you can also call 📞 1-802-557-0358 for direct assistance.

Why Cancel Your Lifelock Subscription 📞 1-802-557-0358?

There can be several reasons to cancel an Lifelock subscription, including:

- You no longer need antivirus protection
- Lifelock auto-renewal charged your card unexpectedly
- Switching to another security software
- Free version meets your needs
- Subscription cost is too high

If you are facing any trouble, call 📞 1-802-557-0358 for step-by-step support.

How to Cancel Lifelock Subscription Online 📞 1-802-557-0358 (Official Method)

Follow these steps to cancel your Lifelock subscription online:

Step 1: Sign in to Lifelock Account

Go to the official Lifelock website and log in using the email linked to your subscription.

Step 2: Access Subscriptions

Navigate to **Menu** → **Subscriptions** to view your active Lifelock plans.

Step 3: Select the Subscription

Choose the Lifelock product you want to cancel.

Step 4: Turn Off Auto-Renewal

Click **Cancel Subscription** or **Turn off auto-renewal** and confirm.

After cancellation, you will still have access until the current billing period ends.

If you don't see the cancel option, contact    **1-802-557-0358** immediately.

How to Cancel Lifelock Subscription via Phone

If online cancellation doesn't work or you prefer human support, the easiest option is calling:

 **Lifelock Subscription Cancellation Support:**   **1-802-557-0358**

Calling helps if:

- You forgot your Lifelock login email
 - Subscription was purchased through a third party
 - You want confirmation of cancellation
 - You're requesting a refund
-

How to Cancel Lifelock Subscription


1-802-557-0358 Purchased via Google Play or Apple App Store

Cancel via Google Play:

1. Open Google Play Store
2. Go to **Payments & Subscriptions**
3. Select Lifelock
4. Tap **Cancel Subscription**

Cancel via Apple App Store:

1. Open **Settings** → **Apple ID**
2. Tap **Subscriptions**
3. Select Lifelock
4. Tap **Cancel Subscription**

Still confused? Call  **1-802-557-0358** for guided help.

How to Get a Refund After Cancelling Lifelock Subscription **1-802-557-0358**

Lifelock offers a **30-day money-back guarantee** on most products.

To request a refund:

- Cancel your subscription first
- Contact Lifelock support



- Or call   **1-802-557-0358** to speed up the refund process

Refunds are usually processed within 5–7 business days.


Common Problems While Cancelling Lifelog Subscription

Users often face these issues:

- Cancel button not visible
- Charged even after cancellation
- Subscription linked to old email
- Purchased through reseller

In all these cases,   **1-802-557-0358** is the fastest solution.



FAQs – Cancel Lifelog Subscription

 **1-802-557-0358**

? Can I cancel Lifelog subscription anytime?

Yes, you can cancel anytime by turning off auto-renewal. Call  **1-802-557-0358** for help.

? Will Lifelog refund my money?

Yes, within 30 days of purchase. For refund assistance, call   **1-802-557-0358**.

? Does uninstalling Lifelog cancel my subscription?

No. You must cancel it manually or call  **1-802-557-0358**.

? How do I stop Lifelog auto-renewal?

Log into your Lifelog account and turn off auto-renewal, or contact  **1-802-557-0358**.

Final Words: Cancel Lifelock Subscription Without Hassle

Canceling a Lifelock subscription is simple when you follow the correct steps. Whether you cancel online, via app store, or over the phone, make sure you receive confirmation. For **quick cancellation, refund requests, or billing disputes**, call 📞 1-802-557-0358 and get immediate support.